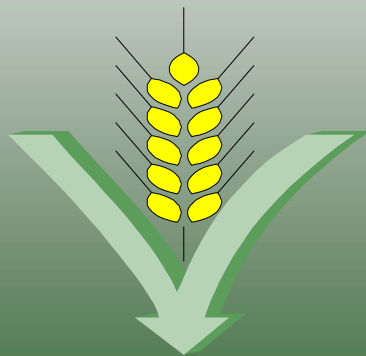
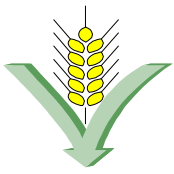


CACCIA ALLE FOGLIE



SOLUZIONI!





Squadra dei GHIRI



A = 12 = Betulla

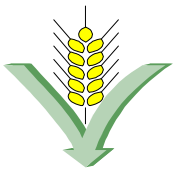
B = 14 = Gelso

C = 16 = Acero

D = 2 = Ciliegio

E = 9 = Quercia

N° RISPOSTE ESATTE



Squadra delle PUZZOLE



A = 11 = Olmo

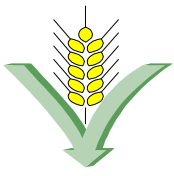
B = 17 = Noce

C = 20 = Melograno

D = 22 = Pitosforo

E = 3 = Melo

N° RISPOSTE ESATTE



Squadra delle TARTARUGHE



A = 7 = Nespolo

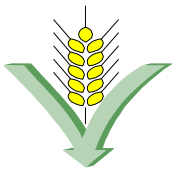
B = 23 = Salice

C = 1 = Frassino

D = 8 = Nocciolo

E = 21 = Ginestra

N° RISPOSTE ESATTE



Squadra delle LUMACHE



A = 6 = Sambuco

B = 18 = Tasso

C = 5 = Robinia (Acacia)

D = 15 = Gelso da carta

E = 4 = Biancospino

N° RISPOSTE ESATTE